



Managed care and more...

**MCOL**



**e-Dictionary**

Version 4.0

# Support

## [Read Me File](#)

View technical information on program requirements, installation, and support information for viewing the Overview Video.

## [Adobe Acrobat Support](#)

View the Adobe Acrobat support files.

## [Dictionary Windows Help Support](#)

View a support page on using the e-Dictionary Windows Help format.


## [Web Site Support](#)

Go to the MCOL Web Site Technical Support Page.

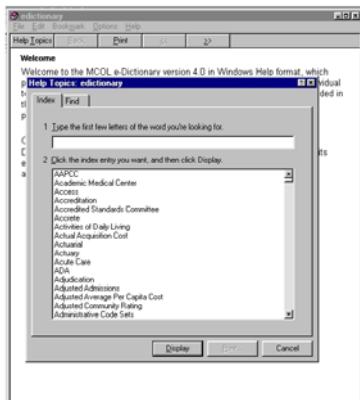
**MCOL** ■ 1101 Standiford Avenue, Suite C-3, Modesto, CA 95350  
209.577.4888 phone ■ 209.577.3557 fax ■ [mcare@mcoll.com](mailto:mcare@mcoll.com) e-mail ■ [www.mcoll.com](http://www.mcoll.com)

[Return to Main Menu](#)

# MCOL e-Dictionary Windows Help Format Support Page



When you selected the e-Dictionary in Windows Help Format from the main menu, the Dictionary launches with an opening Welcome statement that reminds you to select the Help Topics button to open the Index where you can search for individual terms.



After the Index opens, you can start typing a term in the first box, and any term that starts with the letters you have typed so far will appear in the second box. For example, if you just type the letter "c", all terms beginning with "c" will appear.

Alternatively, you don't have to use the first box, and you can just scroll through the second box to find a term.

Either way, once you find a desired term in the second box, select it and click the display button.



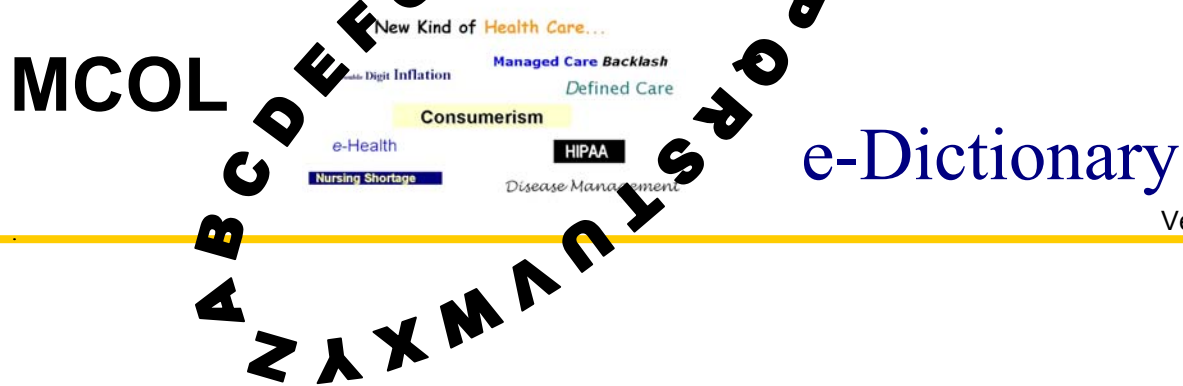
After your desired term and definition appear, you can select the Print button, or just select the Help Topics button again to do another search.

You can also navigate one term at a time using the forward and back arrows, and the Back button.

[Return to Main Support Menu](#)



Managed care and more...



Version 4.0

## Program Information Pamphlet

MCOL 1101 Standiford Ave., Suite C-3, Modesto, CA 95350  
209.577.4888 (p) ■ 209.577.3557 (f) ■ mcare@mcol.com (e)  
www.mcol.com/techsupp.htm web site tech support

### Program Requirements:

- Microsoft Windows™ 98 or higher.
- IBM compatible Pentium class with CD-ROM drive.
- Adobe Acrobat Reader v5.0 or higher
- Current compatible media player to view the .asf Video Overview Clip
- 7.5 MB hard disk memory to install the e-Dictionary on your computer.

### Installation Instructions:

- You don't need to run the installation if you wish to use the e-Dictionary directly from your CD-ROM. To use the e-Dictionary from your CD-ROM drive, open the folder "mcoledict" and the open the file menu.pdf with your adobe acrobat reader.
- To install the e-Dictionary to your computer, run setup.exe from the CD-ROM. After installation is completed, you'll be able to open the e-Dictionary by clicking your Windows Start button, and selecting the MCOL eDictionary icon from the Programs menu.

## Using the MCOL e-Dictionary

- There are 748 terms provided in version 4.0 of the MCOL e-Dictionary
- The e-Dictionary includes a Video Overview Clip; the e-Dictionary in Adobe Acrobat Format; the e-Dictionary in Windows Help format; and a Support Section. The menu includes links to each of these items.
- There are two alternative versions of the e-Dictionary. If you want to browse, view or print the Dictionary in its entirety, you will need to use the Adobe Acrobat format. If you want to conveniently search, view or print individual terms and definitions, you may want to use the Windows Help format.
- If you experience any problems trying to view the Video Overview, please review the “Viewing the Video Overview Clip” section on the next page.
- The Adobe Acrobat Format of the e-Dictionary includes a front menu with links by alphabetical section, and indexes in the back which provide a link to every term organized by subject matter.
- Using the Windows Help Format of the e-Dictionary is just like using any other Help function typically provided in Windows based software. Press the Help Topics button to launch the Index. You can then scroll through the Index alphabetically, or start to type in any term into the Index, and then select a desired term from the terms that meet your criteria. After you make your selection, the individual term and its definition are displayed for you to view or print.
- There is additional support provided for navigating and using the e-Dictionary, which you can access from the Support section.

### Questions? Feel free to contact us!

MCOL  
1101 Standiford Ave., Suite C-3  
Modesto, CA 95350  
Phone: 209.577.4888  
Fax: 209.577.3557  
[mcare@mccl.com](mailto:mcare@mccl.com)

## **MCOL e-Dictionary**

### **Viewing the Video Overview Clip**

The Video Overview Clip is 1 minute, 36 seconds in length, and provides an overview of the e-Dictionary.

When you click the main menu link to view the Video Overview, adobe acrobat should display a launch message, indicating the media player on your computer is going to be activated to view the file. You should click the “Open” button and then your media player will start the video clip.

However, there might be several reasons why the clip might not be successfully viewed. These could include that you do not have a media player, or you do not have a current, compatible media player, or that you do not have the minimum system requirements to run the media player.

The Video Clip file is named edict02.asf. You will need to have a media player that can play .asf (advanced streaming format, or advanced systems format files) such as the current Windows Media Player.

If your Windows Media Player or other compatible media player does not have the current components necessary to run the file, the Media Player should automatically download them for you should you be connected to the Internet at the time.

You can get information about the Windows Media Player at:  
<http://windowsmedia.com/mg/gettingstarted/home.asp>

You can download the current Windows Media Player for free at:  
<http://www.microsoft.com/windows/windowsmedia/download/>

Minimum system requirements for the Windows Media Player are indicated in the above Microsoft web site. Remember, you will also need speakers connected to your system. Should you have difficulty hearing the video clip, you should open your system’s volume control, and increase the volume.

## Software Licensing Agreement

This is a legal agreement between you (Licensee), and Managed Care On-Line, Inc. (MCOL). If you do not agree to comply fully with the terms of this agreement, do not register yourself with MCOL for this software, and immediately return the unused CD-ROM and all printed materials to MCOL for a full refund, indicating you do not wish to enter into this Licensing Agreement.

### License

**1. Software and Title.** This license agreement is for MCOL software entitled MCOL e-Dictionary and Program Information Pamphlet (Software). MCOL holds full and complete title to the Software, regardless of the media or form on or in which the original software CD-ROM or other copies may exist. This license does not constitute a sale of the Software, only a non-exclusive grant of license.

**2. License Grant.** The Licensee is permitted by MCOL to use one copy of Software on one computer, and may install Software to the hard disk drive of said computer as provided for in installation program included in Software. If Licensee installs Software on a network server, Licensee agrees to maintain system controls to limit network use to one computer at a time, and prevent simultaneous use by two or more users. Notwithstanding the above, Licensee may use Software on more than one computer to the extent that an equivalent number of Licenses have been granted.

**3. Copyright.** This Software is protected by United States copyright laws and international treaty provisions. You must treat Software like any other copyrighted material; provided that you may make one copy for back-up purposes, and copy the MCOL CD to your hard disk drive as previously stipulated.

**4. Assignment and Other Restrictions.** You may not rent or lease Software to third parties. You may permanently transfer and assign this License to a third party, provided the party agrees to the terms of this Agreement, and you retain no copies of Software or printed materials. You may not decompile, reverse engineer, or disassemble Software.

**5. Limited Warranty.** MCOL warrants Software will perform substantially in accordance with the Program Information Pamphlet and will be free from defects in materials and workmanship under normal use and service for a period of ninety (90) days from the date of receipt. Any implied warranties are limited to ninety (90) days, except when duration is unlimited by state law of Licensee.

**6. Licensee Remedies.** Licensee may obtain a full refund less a \$5 restocking fee for any reason, if Software is returned within thirty (30) days of receipt. MCOL will replace Software at no charge within the Limited Warranty period, upon MCOL receipt of Software from Licensee. Any replacement Software is warranted for the remainder period of the original Limited Warranty period, or 30 days, whichever is longer.

**7. No other Warranties.** MCOL disclaims all other warranties, either express or implied, including but not limited to implied warranties of merchantability and fitness for a particular purpose, with respect to Software and accompanying materials.

**8. Governing Law.** This Agreement is governed by the laws of the State of California.

**9. Notices.** Notices to MCOL regarding provisions of this Agreement should be mailed to: MCOL, 1101 Standiford Ave., Suite C-3, Modesto, CA 95350.